

# Data provided to the Sentencing Commission by RCCD as required by AB 236

*Presented by Anna Hickox  
Special Services Manager  
Department of Public Safety  
Records, Communications and Compliance Division*

# Introduction

- Records, Communications and Compliance Division (RCCD) hosts the Central Repository that collects and compiles Criminal Record data for the State of Nevada.
- The contributing law enforcement and criminal justice agencies are mandated and responsible for submitting statistical data related to crimes that took place in their respective jurisdictions to the Uniform Crime Reporting (UCR) Program within the division<sup>1</sup>.
- The UCR program collects, analyzes, compiles all data provided, and publishes an annual Crime in Nevada Report to provide an overview of crimes in the counties and state.
- The UCR program is providing part of this data to the Sentencing Commission as described in the AB 236 bill of 2019<sup>2</sup>.

# AB 236 and NRS governance

According to AB 236, NRS 176.01343(1)(d)<sup>3</sup> requires the Commission to track and assess trends observed from data collected and reported to the Commission from the RCCD regarding:

- The uniform crime rates for Nevada and each of Nevada's counties by index crimes and type of crime.
- The percentage changes in uniform crime rates for Nevada and each of Nevada's counties over time by index crimes and type of crime.

# Reporting Process - Agencies

- Prior to January 2020: combination of monthly emails and faxes, that then had to be entered into an Excel format by UCR staff, which morphed to submitting FBI provided Excel spreadsheet completed and submitted by each agency.
- As of January 2020: data is submitted electronically to a centralized repository operated by the state's UCR program.
- As of January 2021, the electronic reporting has changed from a Summary Reporting System (SRS) to an Incident Based reporting system (NIBRS – National Incident Based Reporting System)<sup>4</sup>.

# Difference between NIBRS and SRS

## NIBRS

- ✓ Incident-focused
- ✓ No Hierarchy Rule
- ✓ Up to 10 offences per incident
- ✓ Represents: Crimes Against Persons, Property, and Society
- ✓ 46 location types
- ✓ Victim data for all offences included
- ✓ Offender data for all offences included
- ✓ 67 property types

## SRS

- ✓ Offence-focused
- ✓ Hierarchy Rule
- ✓ 1 offense per incident (except arson and human trafficking)
- ✓ Represents: Crimes Against Persons and Property
- ✓ 8 location types
- ✓ Victim data for murder offenses only
- ✓ Offender data for murder offenses only
- ✓ Limited property types

# Reporting Process for the Statute requirements

- There is no impact for the agencies when it comes to reporting for the AB236 requirements. All information that is being provided in accordance with the statute is being covered in agencies' monthly NIBRS submissions.
- The UCR program will be required to compile additional statistical data to satisfy the needs of the statute.

# Additional Reporting for NRS 176.01343(1)(d)

- The uniform crime rates for Nevada and each of Nevada's counties by index crimes and type of crime
  - Annual publication includes: the Index Crime rate for Nevada by index crime and type of crime. To satisfy the requirements of the statute, calculation for each county is needed. Central repository database enables us to obtain these statistics.
- The percentage changes in uniform crime rates for Nevada and each of Nevada's counties over time by index of crimes and type of crime.
  - Annual publication includes: the percentage change for the year of publication from its previous year for Nevada by index crime and type of crime. To satisfy the requirements of the statute, calculation for each county is needed. Central repository database enables us to obtain these statistics.

# Overview: Agencies

Partnership with 46 agencies:

- Boulder City PD
- Capitol Police
- Carlin PD
- Carson City SO
- Churchill County SO
- Clark County School District PD
- Douglas County SO
- Department of Wildlife
- Elko County SO
- Elko PD
- Esmeralda County SO
- Eureka County SO
- Fallon PD
- Henderson PD
- Humboldt County SO
- Lander County SO
- Las Vegas Fire Department
- Las Vegas Metropolitan PD
- Lincoln County SO
- Lovelock PD
- Lyon County SO
- Mesquite PD
- Mineral County SO
- Nevada DPS Investigations



# Overview: Agencies

continuation

- Nevada Attorney General
- NHP Northeastern
- NHP Northwestern
- NHP Southern
- North Las Vegas PD
- Nye County SO
- Pershing County SO
- Reno Municipal Court
- Reno PD
- Reno-Tahoe Airport PD
- Secretary of State
- Sparks PD
- State Fire Marshal
- Storey County SO
- University Police Services
- University of Nevada Reno PD
- Washoe County School District
- Washoe County SO
- West Wendover PD
- White Pine County SO
- Winnemucca PD
- Yerington PD

# Definitions – Violent Crimes

For Uniform Crime Reporting purposes, an index crime is defined by the total number of violent and property crime offenses. The FBI defines these crimes as follows:

**Violent crime** is composed of four offenses: **murder and nonnegligent manslaughter, rape, robbery, and aggravated assault**. Violent crimes are defined in the UCR Program as those offenses which involve force or threat of force.

**Criminal homicide:** a.) Murder and nonnegligent manslaughter: the willful (nonnegligent) killing of one human being by another. Deaths caused by negligence, attempts to kill, assaults to kill, suicides, and accidental deaths are excluded. b.) Manslaughter by negligence: the killing of another person through gross negligence. Deaths of persons due to their own negligence, accidental deaths not resulting from gross negligence, and traffic fatalities are not included in the category Manslaughter by Negligence. Justifiable homicides defined as: (1) the killing of a felon by a law enforcement officer in the line of duty; or (2) the killing of a felon, during the commission of a felony, by a private citizen; are not included.

**Rape:** penetration, no matter how slight, of the vagina or anus with any body part or object, or oral penetration by a sex organ of another person, without the consent of the victim. Attempts or assaults to commit rape are also included; however, statutory rape and incest are excluded.

**Robbery:** The taking or attempting to take anything of value from the care, custody, or control of a person or persons by force or threat of force or violence and/or by putting the victim in fear.

**Aggravated assault:** An unlawful attack by one person upon another for the purpose of inflicting severe or aggravated bodily injury. This type of assault usually is accompanied by the use of a weapon or by means likely to produce death or great bodily harm. Simple assaults are excluded.

# Definitions – Property Crimes

**Property crime** includes the offenses of **burglary, larceny-theft, motor vehicle theft, and arson.** The object of the theft-type offenses is the taking of money or property, but there is no force or threat of force against the victims.

**Burglary (breaking or entering):** The unlawful entry of a structure to commit a felony or a theft. Attempted forcible entry is included.

**Larceny-theft (except motor vehicle theft):** The unlawful taking, carrying, leading, or riding away of property from the possession or constructive possession of another. Examples are thefts of bicycles, motor vehicle parts and accessories, shoplifting, pickpocketing, or the stealing of any property or article that is not taken by force and violence or by fraud. Attempted larcenies are included. Embezzlement, confidence games, forgery, check fraud, etc., are excluded.

**Motor vehicle theft:** The theft or attempted theft of a motor vehicle. A motor vehicle is self-propelled and runs on land surface and not on rails. Motorboats, construction equipment, airplanes, and farming equipment are excluded from this category.

**Arson:** Any willful or malicious burning or attempt to burn, with or without intent to defraud, a dwelling house, public building, motor vehicle or aircraft, personal property of another, etc.

# Data Definitions – Crime Rate

## CRIME RATES

This is the number of offenses per 1,000 inhabitants. One of the most meaningful crime statistics is the crime rate. This rate can be calculated for any city, town or county.

To compute crime rates, divide the community population by 1,000 and divide the number of offenses in each class by that number.

### **Example:**

Population : 75,000

Population per 1,000 inhabitants:  $75,000 \div 1,000 = 75.0$

Number of burglaries: 215

Crime Rate:  $\frac{\text{\# of offenses}}{\text{Population per 1,000}} = \frac{215}{75} = 2.87$  burglaries per 1,000 population

# Data Definition – Percentage Change

## CRIME TREND DATA/ Percentage Change

It is the difference between occurrences taken place in two different years divided by number of occurrences that took place in the prior year multiplied by 100.

Can be computed for the local agencies in order to present crime trends for a given offense for a particular time frame.

### **Example:**

Auto thefts in your jurisdiction for July through December last year numbered 21.

Auto thefts in your jurisdiction for July through December this year numbered 29.

$$\frac{\textit{this year} - \textit{last year}}{\textit{last year}} * 100$$

$$= \mathbf{38.1\% \textit{ increase from last year}}$$

$$\frac{29 - 21}{21} * 100$$

<b>Nevada</b> Population: 2019: 3,052,833 2018: 3,034,392	<b>2019 Offenses</b>	<b>2019 Crime Rate</b>	<b>2018 Offenses</b>	<b>% Change from 2018</b>
<b>Index Crimes</b>	<b>86,540</b>	<b>28.35</b>	<b>90,166</b>	<b>-4.02</b>
Violent Crimes	15,127	4.96	16,951	-10.76
Property Crimes	71,413	23.39	73,215	-2.46
<b>Violent Crimes</b>				
Murder	143	0.05	205	-30.24
Rape	2,129	0.70	2,287	-6.91
Robbery	3,282	1.08	3,853	-14.82
Aggravated Assault	9,573	3.14	10,606	-9.74
<b>Property Crimes</b>				
Burglary	15,503	5.08	17,615	-11.99
Larceny	44,415	14.55	43,464	2.19
Motor Vehicle Theft	11,213	3.67	11,843	-5.32
Arson	282	0.09	293	-3.75

# Statewide Data

Clark County Population: 2019: 2,270,103 2018: 2,236,094	2019 Offenses	2019 Crime Rate	2018 Offenses	% Change from 2018
<b>Index Crimes</b>	<b>70,528</b>	<b>31.07</b>	<b>73,567</b>	<b>-4.13</b>
Violent Crimes	12,100	5.33	13,740	-11.94
Property Crimes	58,428	25.74	59,827	-2.34
<b>Violent Crimes</b>				
Murder	114	0.05	171	-33.33
Rape	1,661	0.73	1,854	-10.41
Robbery	2,808	1.24	3,386	-17.07
Aggravated Assault	7,517	3.31	8,329	-9.75
<b>Property Crimes</b>				
Burglary	13,004	5.73	14,704	-11.56
Larceny	36,141	15.92	34,976	3.33
Motor Vehicle Theft	9,062	3.99	9,945	-8.88
Arson	221	0.10	202	9.41
<b>Agencies Reporting Data</b>	<b>Y / N</b>			
Boulder Police Department	Y			
Clark County School District Police Department	Y			
Henderson Police Department	Y			
Las Vegas Metro Police Department	Y			
Mesquite Police Department	Y			
North Las Vegas Police Department	Y			
University Police Services	Y			
Las Vegas Fire Department	Y			
College of Southern Nevada Police Department	Merged with University Police Services mid-year 2019			

# Sample County Data – Clark County

For complete data, please refer to Page 34- 47 of the report

# Results

- The Statute requirements can be met with our system capabilities.
- In the past data was received in many forms – paper and electronic and it was compiled for the purpose of an annual report.
- Since the establishment of a repository in late 2019, with historic information available for as early as 2014, the data can be pulled from the database to meet the requirements of the NRS.
- Link to the public – <https://nevadacrimestats.nv.gov/tops/>.



# Nevada Crime Statistics



# 4 THEMES

- Property Crime
- Domestic and Elderly Crimes
  - Violent Crime
  - Hate Crime

Violent Crime | Nevada | 2019

### VIOLENT CRIME

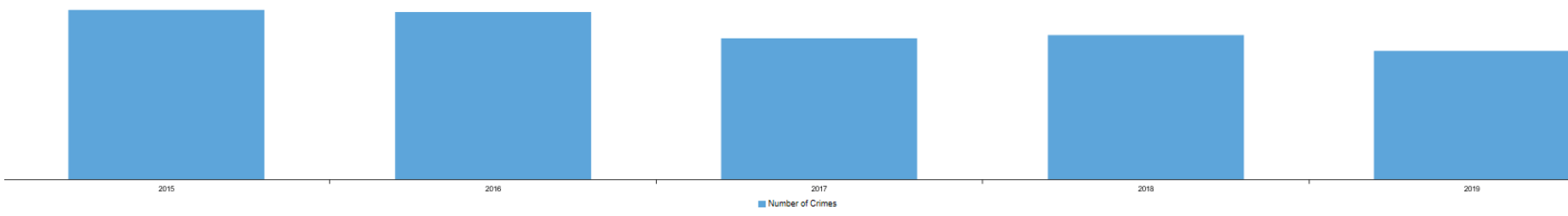
Violent Crime is composed of four offenses: Murder and Nonnegligent Manslaughter, Rape, Robbery and Aggravated Assault.

Cases: 15,214 Clearance: 46.84%



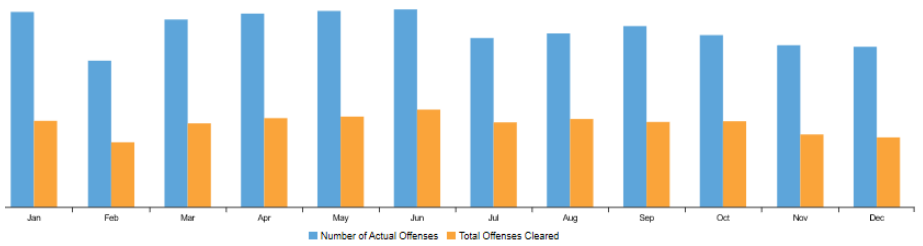
### 5-YEAR TREND

Violent Crime



### CRIMES BY MONTH

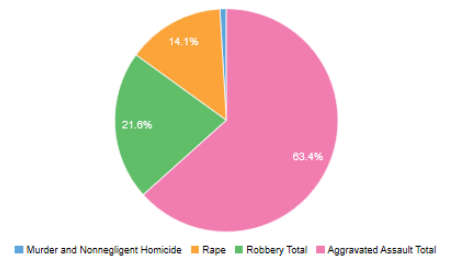
Violent Crime



[Table Lookup](#)

### OFFENSE COMMITTED

Violent Crime



Violent Crime

Nevada

2019

### MURDER

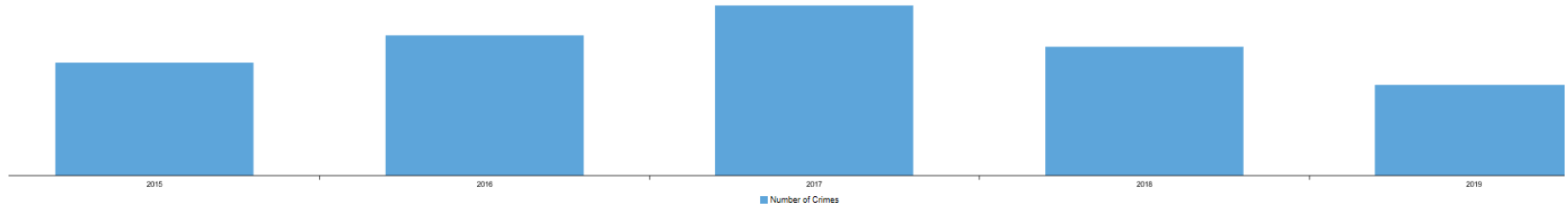
The willful (non-negligent) killing of one human being by another.

Cases: 143 Clearance: 82.52%



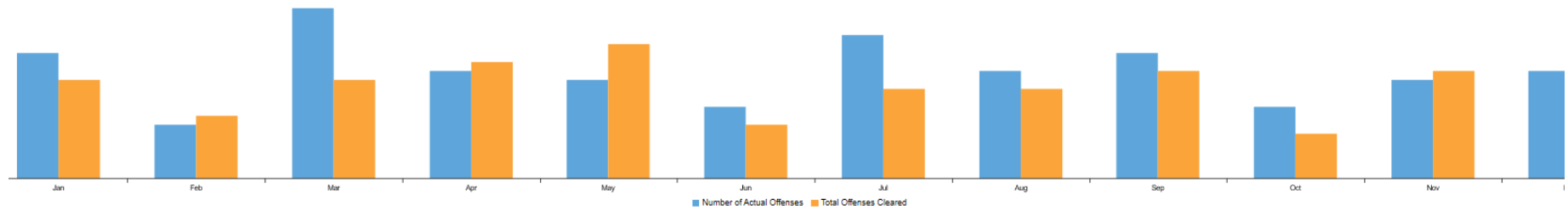
### 5-YEAR TREND

Murder



### CRIMES BY MONTH

Murder



## Report contents

Instructions:

Click on dimension names below to change or edit report contents

Measures

Jurisdiction by Geography

Jurisdiction by NIBRS Status

Jurisdiction by Type

Summary Date

Summary Month

Summary Offense

Summary Offense by Index

View as: **Table** Chart Microdata



## Violent Crime by Month Lookup

Current date: 2/16/2021 1:46:41 PM (Pacific Standard Time)

Rows 1-12 of 12 Columns 1-4 of 4

Jurisdiction by Geography - Nevada

Summary Date - 2019

Drag dimensions here so they do not show as a row or column in table

Measures <input checked="" type="checkbox"/>	Number of Actual Offenses				
	Summary Offense <input checked="" type="checkbox"/>	Forcible Rape Total	Robbery Total	Aggravated Assault Total	Criminal Homicide
Summary Month <input checked="" type="checkbox"/>					
January		181	307	889	14
February		163	253	622	6
March		183	250	885	19
April		165	283	919	12
May		167	283	937	11
June		200	262	939	8
July		198	273	718	16
August		205	271	750	12
September		190	269	817	14
October		183	261	774	8
November		156	285	702	11
December		153	291	687	12

# Limitations



The transition of data from Summary to NIBRS does change our source of data (more information, more details captured; hierarchy rule – only most severe crime per incident).



Transition from SRS to NIBRS will potentially increase the number of certain crimes due to change from a very simple reporting to a robust one. This can impact 5- year trends and/or percentage change from a year reported using SRS requirements to a year reported using NIBRS guidelines.



Since the transition is very recent and still ongoing, we have not had the opportunity to test our capabilities for pulling the same data from the new NIBRS database. Also, percentage change between NIBRS and SRS may not be accurate and comparable.



We would be able to assess the full implications of the system changes only after presenting data for the year 2021.

# Questions to the Commission

- The NRS dictates Central Repository shall provide data regarding **crime rate over time**. What is the **time frame** for the **crime rate** the Commission would be interested in?
- The NRS also mentions **percentage change in crime rates** but does not specify over what time. Would the Commission be interested in **percentage change in crime rates** from **previous** year to the **current**/reporting year or a **different time frame**?

# References

1. <https://rccd.nv.gov/uploadedFiles/gsdnvgov/content/About/UCR/CrimeinNevada2019.pdf>
2. <https://www.leg.state.nv.us/App/NELIS/REL/80th2019/Bill/6419/Overview>
3. <https://www.leg.state.nv.us/NRS/NRS-176.html#NRS176Sec01343>
4. <https://www.fbi.gov/services/cjis/ucr/nibrs>
5. Criminal Justice Information. (2013). Retrieved from <https://ucr.fbi.gov/nibrs/summary-reporting-system-srs-user-manual>





Questions? Contact us at:

[ucr@dps.state.nv.us](mailto:ucr@dps.state.nv.us)